



12,000 - 74,000 SQ FT (1,125 - 6,840 SQ M) APPROX

BUILDING OPPORTUNITIES
JOIN A THRIVING COMMUNITY
UK'S FIRST SOLAR POWERED BUSINESS PARK
RAPID BUILD SCHEDULE
SUSTAINABLE



AN EXCITING DEVELOPMENT OPPORTUNITY

SUCCESSFUL HOWBERY BUSINESS PARK – A THRIVING COMMUNITY

Set in an idyllic landscaped park on the banks of the river Thames in historic Wallingford, Howbery Business Park is a thriving community and home to a wide range of organisations. Old and new blend beautifully - from the charming and classic Manor House to the creative and efficiently designed new offices, the mixture of accommodation and the established landscaping give the Park a unique character and charm.

South Oxfordshire has a higher than average educated workforce, and the region is home to many knowledge-based organisations. Howbery Business Park tenants include the Environmental Agency, HR Wallingford and a variety of smaller businesses, all flourishing and enjoying life on the park. Howbery Business Park delivers these benefits to business:

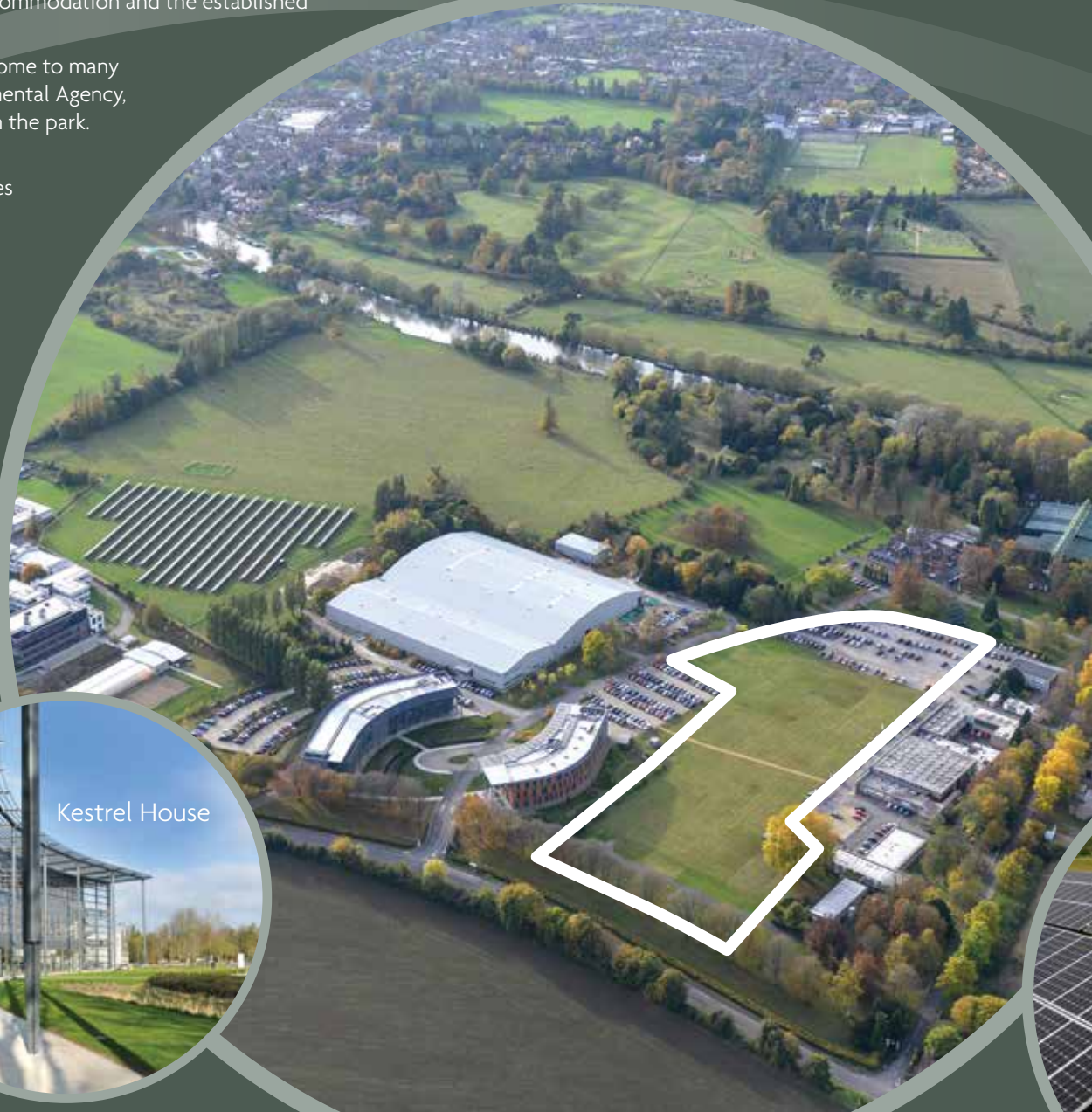
- Easy road access from Oxford, Reading and Henley, with links with local bus routes
- Ample car parking and on-site amenities including restaurant, gym and nursery

RESPONSIBLE AND SUSTAINABLE BUILDING

New development at Howbery Business Park will continue to reflect quality and efficiency. High quality grade A offices, constructed to BREEAM excellent design specifications, will provide stunning energy-efficient working environments. They will exploit the latest advances in environmentally-friendly engineering for sustainable buildings, further reinforcing the Park's low-carbon credentials.

New building technology will deliver...

- Energy-efficient offices, operating to the highest specification
- Adaptive building design responding to tenants needs
- Energy direct from our solar park - the first business park in the UK to provide this!
- A low carbon environment



Kestrel House

Red Kite House



THE DEVELOPMENT

74,000 sq ft of development space is available.

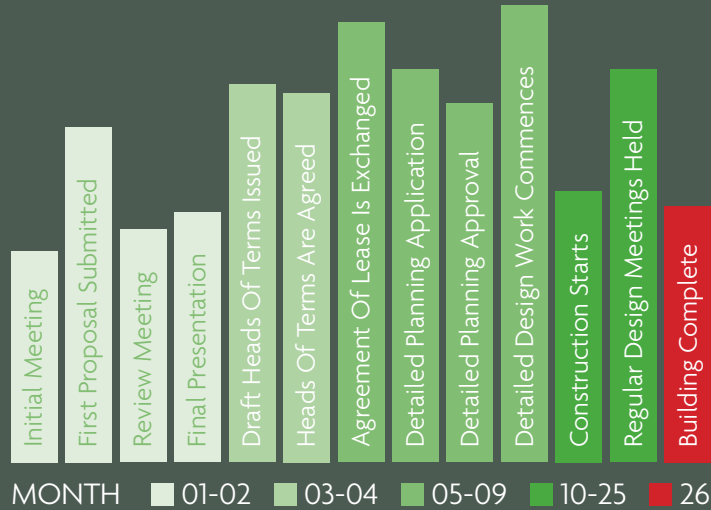

Configurations and sizes are completely flexible to suit tenants' demands.

- 1** 30,583 sq ft (2,837 sq m)
- 2** 15,468 sq ft (1,437 sq m)
- 3** 12,120 sq ft (1,126 sq m)
- 4** 15,468 sq ft (1,437 sq m)

1 2 3 4 **73,639 sq ft (6,837 sq m)**



Solar Park



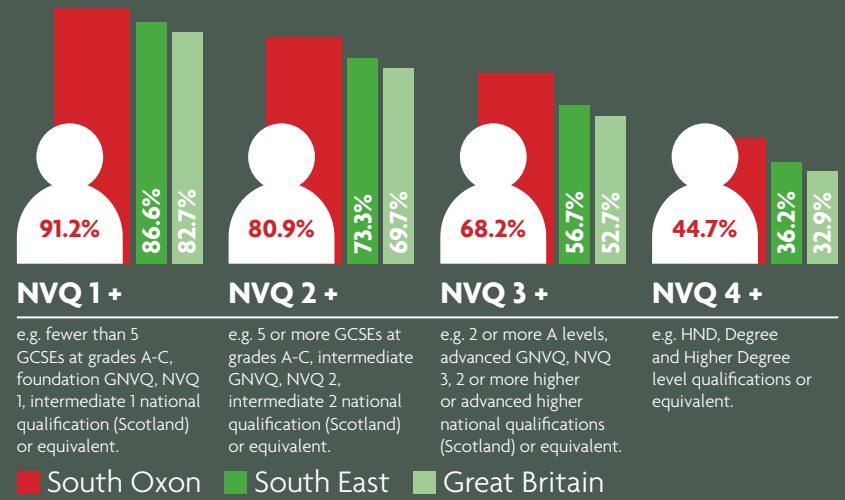
On-Site energy generation!

SUSTAINABILITY

Significant energy and carbon savings from the UK's first solar park at Howbery.

TURNING PLANS INTO REALITY

Here's how your business space solution can be delivered in just 26 months.



WORKFORCE DEMOGRAPHIC

The South Oxfordshire workforce – head and shoulders above the rest!

Source: ONS annual population survey. Numbers and % are for those of aged 16-64. % is a proportion of resident population of area aged 16-64

CONTACT

For more information about opportunities at Howbery Business Park please contact Donna Bowles - 01491 822495
d.bowles@hrwallingford.com

Important: These brief particulars have been prepared as agents for our clients and are intended as a convenient guide to supplement an inspection or survey. Their accuracy is not guaranteed. They contain statements of opinion and in some instances we have relied on information provided by others. You should verify the particulars on your visit to the property and the particulars do not obviate the need for a full survey and all the appropriate enquiries. Accordingly, there shall be no liability as a result of any error or omission in the particulars or any other information given. Designed & Produced by www.imageworks.co.uk

www.howberypark.com

